


We care! Since 1975.

KD210GH-2PU

High efficiency multicrystal photovoltaic module



Stade de Suisse, Switzerland

CUTTING-EDGE TECHNOLOGY

► Cell:

- 156 mm × 156 mm
- Polycrystalline, 3-busbar
- >16% efficiency
- Embedded in EVA film
- Patented RIE process: very little light reflection, homogenous dark coloration

► Frame:

- Aluminium, black anodised and coated
- Screwed and also adhered
- Strength: 5,400 N/m²
- Interior drainage openings to protect against frost damage
- Approved for module inlay systems
- Flexible assembly (horizontal and upright)

► Junction box:

- Incl. bypass diodes
- Encapsulated
- Highest fireproof class 5V-A in accordance with UL94
- Over-voltage proof Si-p/n bypass diodes
- Pre-configured with connection wires and original multi-contact plug connectors

► Pairing:

- Sorting procedure: Nominal output is achieved by two paired modules (≥420 Wp for 2 × KD210GH-2PU)

► Production:

- Fully automated and integrated production processes in our own production plants
- No intermediate products are purchased
- 100% final inspection

► Service:

- Professional Europe-wide customer service in Esslingen/Germany

COMPANY

As a pioneer in the photovoltaic sector, Kyocera Solar can look back on over 35 years of experience. We are also involved in numerous future-oriented solutions across the world. Our focus is on innovation and quality.

Our vision: To make solar energy accessible to everybody and to ensure a comprehensive sustained energy supply.



TUVdotCOM Service: Internet platform for tested quality and service

TUVdotCOM-ID: 0000023299

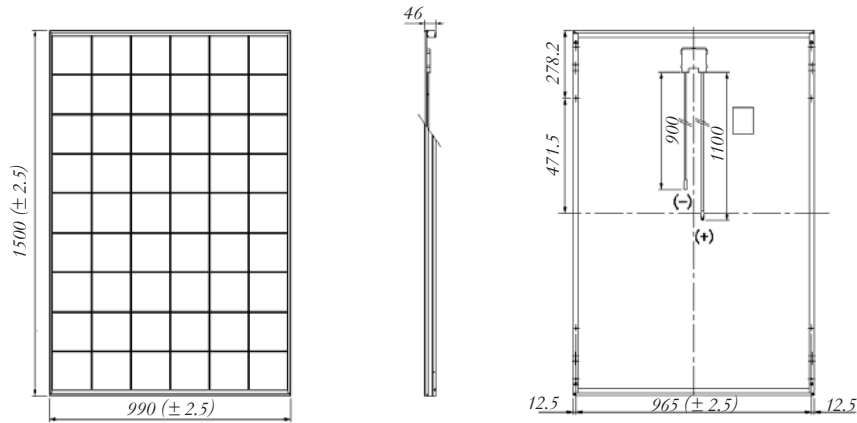
IEC 61215 ed. 2, IEC 61730 and Safety Class II

Kyocera is ISO 9001, ISO 14001 and OHSAS18001 certified and registered.



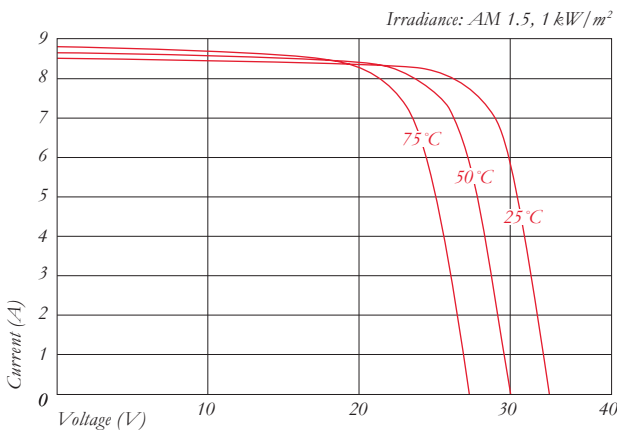
SPECIFICATIONS

in mm

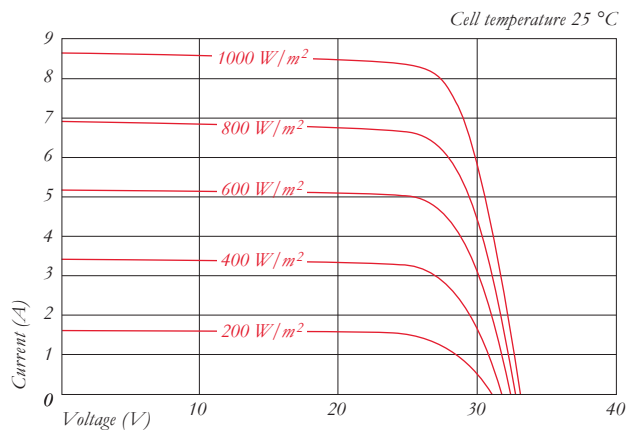


ELECTRICAL CHARACTERISTICS

Current-Voltage characteristics at various cell temperatures



Current-Voltage characteristics at various irradiance levels



ELECTRICAL PERFORMANCE

PV Module Type	KD210GH-2PU	
At 1000 W/m² (STC)*		
Maximum Power	[W]	210
Maximum System Voltage	[V]	1000
Maximum Power Voltage	[V]	26.6
Maximum Power Current	[A]	7.9
Open Circuit Voltage (V _{OC})	[V]	33.2
Short Circuit Current (I _{SC})	[A]	8.58
Efficiency	[%]	14.1

At 800 W/m² (NOCT)**

Maximum Power	[W]	151
Maximum Power Voltage	[V]	24.0
Maximum Power Current	[A]	6.32
Open Circuit Voltage (V _{OC})	[V]	30.4
Short Circuit Current (I _{SC})	[A]	6.95
NOCT	[°C]	45

Power Tolerance	[%]	+5 / -3
Maximum Reverse Current I _R	[A]	15
Series Fuse Rating	[A]	15
Temperature Coefficient of V _{OC}	[%/K]	-0.36
Temperature Coefficient of I _{SC}	[%/K]	0.06
Temperature Coefficient of Max. Power	[%/K]	-0.46
Reduction of Efficiency (from 1000 W/m ² to 200 W/m ²)	[%]	6.0

DIMENSIONS

Length	[mm]	1500 (± 2.5)
Width	[mm]	990 (± 2.5)
Depth / incl. Junction Box	[mm]	46
Weight	[kg]	18
Cable	[mm]	(+)1100 / (-)900
Connection Type	MC PV-KBT3 / MC PV-KST3	
Junction Box	[mm]	113 × 82 × 15
Number of bypass diodes	3	
IP Code	IP65	

CELLS

Number per Module	54
Cell Technology	polycrystalline
Cell Shape (square)	[mm] 156 × 156
Cell Bonding	3 busbar

GENERAL INFORMATION

Performance Guarantee	10*** / 20 years ****
Warranty	10 years *****

* Electrical values under standard test conditions (STC): irradiation of 1000 W/m², airmass AM 1.5 and cell temperature of 25 °C

** Electrical values under normal operating cell temperature (NOCT): irradiation of 800 W/m², airmass AM 1.5, wind speed of 1 m/s and ambient temperature of 20 °C

*** 10 years on 90% of the minimally specified power P under standard test conditions (STC)

**** 20 years on 80% of the minimally specified power P under standard test conditions (STC)

***** In the case of Europe

Your local Kyocera dealer:



KYOCERA Fin ceramics GmbH
Solar Division
 Fritz-Mueller-Strasse 27
 73730 Esslingen / Germany
 Tel: +49 (0)711-93 93 49 99
 Fax: +49 (0)711-93 93 49 50
 E-Mail: solar@kyocera.de
 www.kyocerasolar.de